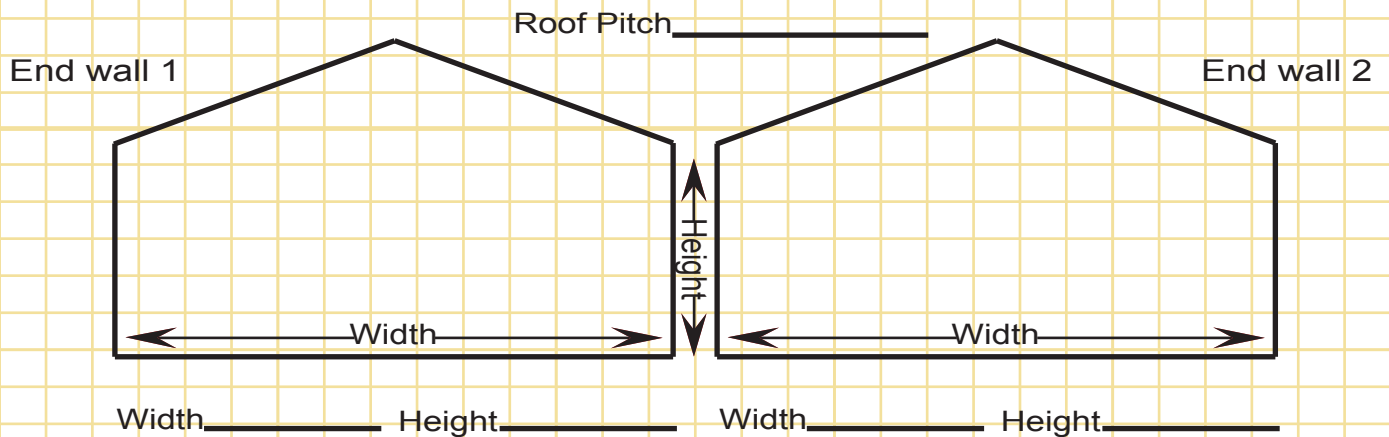
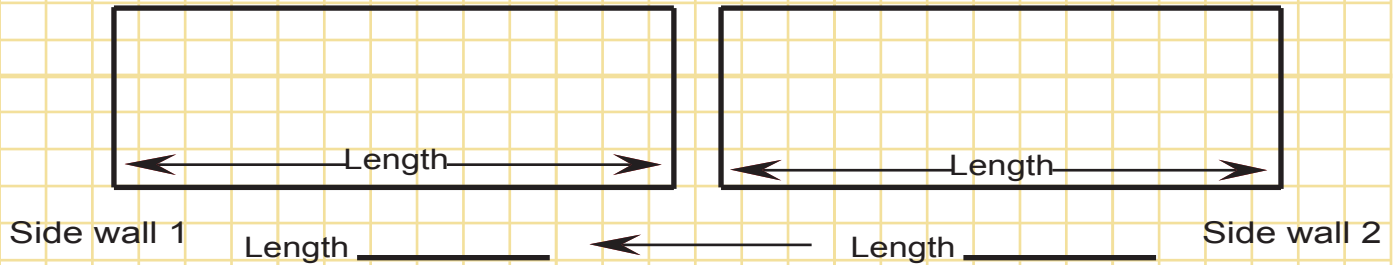


Fill in worksheet and fax to (303) 948-2059



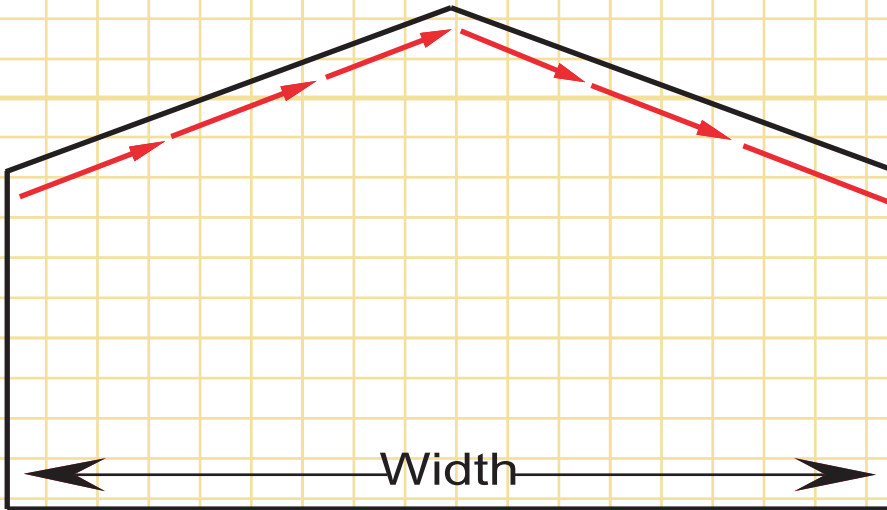
Please Draw space between columns on walls



Vinyl Facing Type	Wall	Roof	Insulation Thickness	Wall	Roof
White Wmp VR (standard)	<input type="checkbox"/>	<input type="checkbox"/>	2"	<input type="checkbox"/>	<input type="checkbox"/>
White Wmp VR-R	<input type="checkbox"/>	<input type="checkbox"/>	3" R-10	<input type="checkbox"/>	<input type="checkbox"/>
White Wmp VR-10	<input type="checkbox"/>	<input type="checkbox"/>	3.5" R-11	<input type="checkbox"/>	<input type="checkbox"/>
White Wmp VR-50 (Heavy)	<input type="checkbox"/>	<input type="checkbox"/>	4" R-13	<input type="checkbox"/>	<input type="checkbox"/>
Gym Guard	<input type="checkbox"/>	<input type="checkbox"/>	6" R-19	<input type="checkbox"/>	<input type="checkbox"/>
(2) 3" tabs non-taped	<input type="checkbox"/>	<input type="checkbox"/>	8" R-25	<input type="checkbox"/>	<input type="checkbox"/>
(2) 3" tabs taped	<input type="checkbox"/>	<input type="checkbox"/>	9.25" R-30	<input type="checkbox"/>	<input type="checkbox"/>
			With Banding	<input type="checkbox"/>	<input type="checkbox"/>
			Insulation Pins w/ Washer	<input type="checkbox"/>	<input type="checkbox"/>
			Pin Glue	<input type="checkbox"/>	<input type="checkbox"/>
			InsulHold	<input type="checkbox"/>	<input type="checkbox"/>



Fill in and fax to (303) 948-2059



Roof Slope Options

of purlin spaces _____

Distance between purlins _____

Length of building _____

Name _____

Phone _____

Zip Code _____

Insulation Rep _____

Additional Notes:
